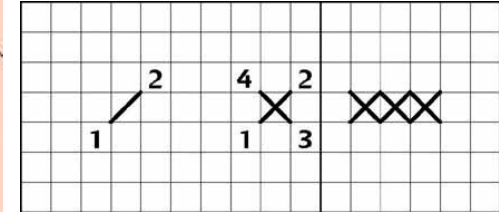




## Design Technology Year 2

### Which type of stitch is best to create a Victorian

1. A **needle** is used to sew pieces of fabric together.
2. The **thread** is pushed through the **eye** of the needle and tied in a knot.
3. Use the pointed end to make small holes in the fabric.



#### Cross stitch

9. A stitch formed by two stitches crossing over each other.

#### Key vocabulary



4. Binca— An embroidery canvas used to weave thread.



5. Needle -a very fine slender piece of polished metal with a point at one end and a hole or eye for thread at the other, used in sewing



6. Thread -a long, thin strand of cotton, nylon, or other fibres used in sewing or weaving



7. Knot -a fastening made by looping a piece of thread to tighten itself.



8. Diagonal -a straight line joining two opposite corners of a square.

10. When designing and planning, measurements need to be considered. How big/small do you need the end product to be? Add **measurements** to your plan using labels e.g. 7cm.



11. To measure the binca you will need a **ruler**.