







































# Home Learning Timetable for Year 6

**WB 01.06.2020**

	1- Maths	2- Reading	3- Writing	4- Spelling	5- Grammar	6- Topic	Extra activities
<b>Monday</b>  <b>Maths worksheet attached in email</b>	<a href="https://whiterosemaths.com/homelearning/year-6/">https://whiterosemaths.com/homelearning/year-6/</a> Week 4 (w/c 11th May) Lesson 1 Multiply fractions by integers	<b>Bedrock 20 mins</b>  <b>Under the bridge</b> reading comprehension (To be sent separately)	<b>Description writing</b> Watch the following video from 2 mins 30 seconds to the end. <a href="https://www.youtube.com/watch?v=Y2rsUM7KfZO">https://www.youtube.com/watch?v=Y2rsUM7KfZO</a>  Draw a table in your green book and write in it what you can hear, smell, taste, touch, see.  Then write some of your words in sentences.	suggest symbol system temperature thorough  Create spelling pyramids for each word eg) s su sug sugg sugge suges suggest	<a href="https://www.youtube.com/watch?v=bBWm3-mxL1U">https://www.youtube.com/watch?v=bBWm3-mxL1U</a>  Watch the video to learn about synonyms and antonyms	<b>Year 7 Science activity</b> Alkalis, acids and indicators Science lesson (To be sent separately)  <b>Year 7 French activity</b> Using your deduction skills. (To be sent separately)	<b>PE</b> 9 am Joe Wicks  <b>Art</b> Have a go at creating your own still life at home with an arrangement of objects. Have a look at examples of how to create a shadow and how to make an object look 3D. This video will help: <a href="https://www.youtube.com/watch?v=GkLT6fM0Ac8&amp;list=PLKmoVoqeac41ufCyNUTpVQ35cNXajrg8B&amp;index=6&amp;t=0s">https://www.youtube.com/watch?v=GkLT6fM0Ac8&amp;list=PLKmoVoqeac41ufCyNUTpVQ35cNXajrg8B&amp;index=6&amp;t=0s</a>
<b>Tuesday</b>  <b>Maths worksheet attached in email</b>	<a href="https://whiterosemaths.com/homelearning/year-6/">https://whiterosemaths.com/homelearning/year-6/</a> Lesson 2 - Multiply fractions by fractions	<b>Searching</b> reading comprehension (To be sent separately)	<b>Descriptive writing</b> Using your word bank created yesterday and Miss Benson's WAGOLL (at the bottom of the timetable) write a description of the chocolate room in your green book.	Roll a dice and follow the instruction – practice yesterday's spellings. If you don't have dice, write the 6	Come up with 5 of your own synonyms and 5 of your own antonyms.	<b>Year 7- Design and technology activity</b> Design and prototype a face shield that is comfortable to wear for NHS	<b>Art</b> 10am Drawing with Rob Biddulph <a href="http://www.robbiddulph.com/draw-with-rob">http://www.robbiddulph.com/draw-with-rob</a>  <b>Games</b> Play hide and seek.

			<p>Below are some sentence starters to help you:</p> <p><b>As Willy Wonka opened the heavy, massive metal gate,</b></p> <p><b>The first thing I saw was...</b></p> <p><b>I greedily drank from the...</b></p> <p><b>Carefully,</b></p> <p><b>I shouted happily....</b></p> <p><b>Suddenly, I found myself dashing excitedly....</b></p> <p><b>I wondered...</b></p>	<p>numbers down, close your eyes and point.</p> <p>Spelling Roll-A-Word</p> <p><small>Start with the first word in your spelling list. Roll a dice and cover the activity for the number you roll. Continue with the rest of the list.</small></p> <table border="1"> <tr> <td></td> <td>Write your word cursive</td> </tr> <tr> <td></td> <td>Write your word rainbow colors</td> </tr> <tr> <td></td> <td>Write the definition of your word</td> </tr> <tr> <td></td> <td>Draw a picture of your word</td> </tr> <tr> <td></td> <td>Write your word backwards</td> </tr> <tr> <td></td> <td>Write your word bubble letters</td> </tr> </table>		Write your word cursive		Write your word rainbow colors		Write the definition of your word		Draw a picture of your word		Write your word backwards		Write your word bubble letters	<p>and key workers. <b>(To be sent separately)</b></p> <p><b>Getting ready for the secondary school day activity.</b> <b>(To be sent separately)</b></p>	<p><b>Reading</b> Listen to James and the Giant Peach <a href="https://www.youtube.com/RoaldDahl">https://www.youtube.com/RoaldDahl</a></p>
	Write your word cursive																	
	Write your word rainbow colors																	
	Write the definition of your word																	
	Draw a picture of your word																	
	Write your word backwards																	
	Write your word bubble letters																	
<p><b>Wednesday</b></p> <p><b>Maths worksheet attached in email</b></p>	<p><a href="https://whiterosemaths.com/homelearning/year-6/">https://whiterosemaths.com/homelearning/year-6/</a> Lesson 3 - Divide fractions by integers</p>	<p>Complete the diary entry reading activity on <a href="https://www.thenational.academy/year-6/english/diary-entry-lesson-1-reading-focus-year-6-wk5-1#slide-1">https://www.thenational.academy/year-6/english/diary-entry-lesson-1-reading-focus-year-6-wk5-1#slide-1</a></p>	<p><b>LQ: What flavour would you choose?</b> Watch the following video- <a href="https://www.youtube.com/watch?v=MUn6X9lpOZE">https://www.youtube.com/watch?v=MUn6X9lpOZE</a> Write down the flavours that Violet tastes.</p> <p>Write down what flavour/s would you choose if you could design your own bubble gum?</p> <p><b>Planning your advert</b> Begin to plan your bubble gum advert by writing the</p>	<p>twelfth variety vegetable vehicle yacht</p> <p>Write each of these words in their own silly sentence. Make it as silly and funny as possible. Your teacher would love to hear some of your sentences!</p>	<p>Punctuation challenge. Write a sentence for each piece of punctuation. They get harder – see what number you can reach! Send a picture to your teacher to check them. 1) question mark ? 2) exclamation mark !</p>	<p><b>Year 7 geography activity</b> What is sustainability? <b>(To be sent separately)</b></p> <p><b>New subjects high school activity</b> <b>(To be sent separately)</b></p>	<p><b>PE</b> Build an obstacle course and see how quickly you can travel through it.</p> <p><b>History</b> Make a time capsule of your experience of lockdown. You could write a letter to your future self, include a list of things you've done, put in a picture of you and your family, say what you're looking forward to in the future,</p>											

			<p>following headings in your book and answering them.</p> <p><u>1) What is the product name?</u></p> <p><u>2) What could your slogan be? Could you use alliteration?</u>  <b>e.g. tastes the rainbow, hungry, why wait!</b></p> <p><u>3) What do the people want from your bubblegum? What is unique about it?</u></p> <p><u>4) What intriguing (rhetorical questions) can you ask? E.g. are you searching for a bubble gum that tastes like a three-course meal?</u></p> <p><u>5) How much does it cost?</u></p> <p><u>6) Where should readers go for more information?</u></p> <p><u>7) What exaggeration could you use? E.g. nations favourite, this will change your life.</u></p> <p><u>8) What appealing adjectives could you use?</u></p>		<p>3) ellipses ...</p> <p>4) speech marks “ ”</p> <p>5) brackets ( )</p> <p>6) semi colon ;</p> <p>7) dash</p> <p>8) colon :</p>		<p>and include anything else you want!</p>
<p><b>Thursday</b></p> <p><b>Maths worksheet attached in email</b></p>	<p><a href="https://whiterosemaths.com/homelearning/year-6/">https://whiterosemaths.com/homelearning/year-6/</a></p> <p>Lesson 4 - Fractions of an amount</p>	<p>Complete the instructions reading activity on <a href="https://www.thenation">https://www.thenation</a></p>	<p><b><u>Writing your bubblegum advert</u></b></p> <p>Begin to write your introduction to your bubble gum advert.</p>	<p>Roll a dice and follow the instructions OR make up your own</p>	<p>Past progressive tense</p> <p>WAS/WERE ING on verbs</p>	<p><b><u>Year 7 media activity</u></b></p> <p>What is the media?  <b>(To be sent separately)</b></p>	<p><b><u>Art</u></b></p> <p>Design your packaging for your bubble gum</p> <p><b><u>Music</u></b></p> <p>Make a musical instrument – fill a bottle</p>

		<a href="http://al.academy/year-6/english/instructions-lesson-1-reading-focus-year-6-wk4-1#slide-1">al.academy/year-6/english/instructions-lesson-1-reading-focus-year-6-wk4-1#slide-1</a>	<p>Use the sentences below to help and the WAGOLL at the bottom of the document.</p> <p><b>When it comes to bubble gum, Do you want.... You should buy this... Are you searching for... Look no further... Don't delay; buy today! This will change your life!</b></p> <p><b>This stylish bubble gum is packed with... Despite... It combines.... You will be surprised by... Incredibly, this bubble gum can... However, This means... It can...</b></p>	<p>for each number.</p> <p><b>Spelling Roll-A-Word</b> <small>Start with the first word in your spelling list. Roll a die and complete the activity for the number you roll. Continue with the rest of your list.</small></p> <table border="1" data-bbox="1035 269 1262 532"> <tr> <td></td> <td>Write your word in a sentence.</td> </tr> <tr> <td></td> <td>Draw a picture of your word.</td> </tr> <tr> <td></td> <td>Write a synonym of your word.</td> </tr> <tr> <td></td> <td>Write an antonym of your word.</td> </tr> <tr> <td></td> <td>Write the definition for your word.</td> </tr> <tr> <td></td> <td>Write your word three times.</td> </tr> </table>		Write your word in a sentence.		Draw a picture of your word.		Write a synonym of your word.		Write an antonym of your word.		Write the definition for your word.		Write your word three times.	<p>EG) I was walking to the shop. We were going to eat our lunch.</p> <p>Write 3 of your own sentences. Send to your teacher.</p>	<p><b><u>Travelling to high school activity</u></b> (To be sent separately)</p>	<p>with rice for a shaker or stretch rubber bands over a Tupperware tub for a guitar. Play along to your favourite song!</p>
	Write your word in a sentence.																		
	Draw a picture of your word.																		
	Write a synonym of your word.																		
	Write an antonym of your word.																		
	Write the definition for your word.																		
	Write your word three times.																		
<p><b>Friday</b> <b>Maths worksheet attached in email</b></p>	<p>Friday challenge. The most suitable questions for Year 6 are 1 to 6. But try as many as you can!</p>	<p><b>Bedrock 20 minutes</b></p> <p><b>Haunted reading comprehension</b> (To be sent separately)</p>	<p><b><u>Small story insert for bubblegum advert</u></b></p> <p>Write a small story (<b>try to use informal vocabulary</b>) about someone using your bubblegum and how it has transformed their life!</p> <p>Use the sentences below to help and the WAGOLL at the bottom of the document. During the day,</p>	<p>Ask someone to read your words to you. See how many you get right out of 10 and email your teacher to let her know!</p>	<p>Present progressive tense</p> <p>IS/AM/ARE ING on verbs</p> <p>EG) We are cycling to the shop. He is eating his lunch.</p>	<p><b><u>Year 7 computing activity</u></b> 4 quick sample tasks (To be sent separately)</p> <p><b><u>Daily lessons at high school activity.</u></b> (To be sent separately)</p>	<p><b><u>English</u></b></p> <p>Write a note to a friend or family member and send them a picture of it or post it.</p> <p><b><u>DT</u></b> Make a fort or den.</p>												

			He/She used to be... For years,  That was until..  All of a sudden, She/He was amazed.....then, Literally overnight, A smile beamed.... He/She loved it so much! Remember to...		Write 3 of your own sentences. Send them to your teacher.		
--	--	--	--	--	---	--	--

## Tuesday

### Miss Benson's WAGOLL- Charlie and the Chocolate factory chocolate room WAGOLL

As Willy Wonka opened the heavy, massive metal gate, I raced quickly through- So beautiful! The first thing I saw was the huge chocolate waterfall crashing down gracefully. I greedily drank from the vast pool below, because it smelt like heaven; it was so tempting.

Carefully, I plucked at some of the tender green grass blades so I could try them too (they tasted soft, sweet and delicious) This unique place was created by Willy Wonka.

“Wow! I could stay here all day!” I shouted happily – at the top of my voice- to Willy Wonka and the other astonished children.

Suddenly, I found myself dashing excitedly across the bridge as I wanted to touch the bright buttercups. They felt smooth as well as a bit unusual. I wonder what they are made from.

## Thursday

### Miss Benson's WAGOLL- Bubble gum advert

You'll be amazed by its fabulous feature! Be the envy of all your friends.

This once-in-a-lifetime bubble gum is not only magical but jam-packed with your favourite flavour unique to you. Time travel is its most impressive feature- whether it takes you forward in time or backwards. With every strip you can jump 10 minutes; keep chewing repeatedly and who knows how far in time you could go!

Unfortunately, this bubble gum comes with no flavour, however as soon as you begin to chew, your favourite flavour ever will start to trickle down your throat. Everyone will love this, especially as it changes when your favourite flavour changes (if you're like me and have a new flavour every week!)

## **Friday**

### **Miss Bensons small story WAGOLL**

#### **Vicky' story**

During the day, Vicky was a busy person. She used to be bored and felt weary at the thought of another meeting or angry at the thought of having to sit in a car on a tiresome, long journey. For years, she had to deal with this and waste time...

That was until she bought the galaxies ONLY time defying bubble gum.

All of a sudden, her life was transformed. She was amazed that all she had to do was chew, then skip as far ahead or behind in time that she wanted. Literally overnight, Vicky's life changed- she was so much happier and spent a huge amount of time with her family. A smile beamed on her face and it could be seen by everyone (for miles around). She loved it so much! Remember to look after your well-being.