






Suggested home learning timetable for Nursery (The Very Hungry Caterpillar)

W/C 4th May 2020 – Please email me photos of what you’ve been up to 😊

	1 Reading	2 Phonics	3 Writing (mark-making)	4 Maths	5 Indoor play and outdoor play	6 Physical	INDEPENDENCE
Monday	Watch The Very Hungry Caterpillar on YouTube (or read the book if you have it at home). Discuss any words that you may be unsure of.	Sound of the week – b Sing ‘Jolly songs’ on YouTube	 Use leaves to create your own caterpillar – count the leaves, which are biggest / smallest? Print them onto paper with paint or draw round them to create a picture you can keep.		Follow your children’s interests and have fun! e.g. indoors: Role play Make something Play a board game Read stories Make a den Make and play with playdough Do jobs together with music on!	9am Joe Wicks OR Cosmic Yoga (There is a Very Hungry Caterpillar session!) OR Go noodle	Can you master these skills? Wash hands with soap and water for 20 seconds Take shoes off Put shoes away Put shoes on
Tuesday	https://www.youtube.com/watch?v=75NQK-Sm1YY	www.phonicsplay.com (phase 1) Use the username ‘march20’ and password ‘home’ Play ‘Sound Starters’ then talk about ‘l’ objects – especially leaves!	Use a stick outside to draw your own wiggly caterpillars in mud.	Sing Pancake Manor count to 10 song on YouTube and count with fingers. Show your grown up ‘2 caterpillars (2 wiggly fingers), 5 caterpillars, 0 caterpillars etc.	Outdoors: Look for creatures Paint the wall with water Investigate windy weather Chalk on the floor	9am Joe Wicks OR Cosmic Yoga OR Go noodle	Take coat off Pull sleeves the right way round Put coat away Make bed Put PJs under pillow Tidy toys on bed
Wednesday	Act out the Story together!	www.phonicsplay.com (phase 1) Play ‘Cake Bake’. Say the phrase ‘cat, cat rhymes with...’ etc to help hear the rhyme.	Draw straight and wiggly caterpillars on some paper following your grown-up’s example (just single lines but could use	Cut out some big leaves on paper and use a hole puncher (or scissors) to make the number of holes that your adult asks you to (1-5, or up to 10 if confident). You could weave string through the holes when you’re finished like the caterpillar going through. Use vocab:		9am Joe Wicks OR Cosmic Yoga OR Go noodle	Put knives and forks on the table Put plate by the sink when finished eating Put toys away when finished with them

			different colours)	'up, down, through, over, under'	Play with water and mud		
Thursday	<p>Create a V H C story jar.</p>  <p>Ask the caterpillar questions e.g. 'Which fruit did you enjoy best?' (adults to answer!)</p>	Look for 'l' objects around house.	Draw 'l's in a tray of rice / salt / flour. Then your name.	Talk about empty, half full, full etc - link to your story jar. Can you see things in your house that are empty/full? What was the caterpillar's tummy like after he'd eaten all the party food!?		9am Joe Wicks OR Cosmic Yoga OR Go noodle	
Friday	Make up your own story about a caterpillar and get your adult to write it down for you / record you telling it.		Sing 'The Shapes Song' on YouTube. Use paint (or water if that's all you have) to create prints of different fruit. Talk about the shapes the prints make. Would the caterpillar like to eat them?			9am Joe Wicks OR Cosmic Yoga OR Go noodle	

