







Suggested home learning timetable for Nursery (Based on The Three Billy Goats Gruff)

W/C 18th May 2020 – Please email me photos of what you've been up to 😊

	1 Reading	2 Phonics	3 Writing (mark-making)	4 Maths	5 Indoor play and outdoor play	6 Physical	INDEPENDENCE
Monday	Watch The 3 BGG by Oxbridge Baby on Youtube. https://www.youtube.com/watch?v=aiv3a1v9Q2E Talk about your favourite character . Why is the ___ your favourite? Adult	Sound of the week – f Sing 'f Jolly songs' on YouTube. Talk about the flower picture card and have a go at writing the letter using your duck fingers.	Find 3 different sized stones (big/medium/small) – put them in order from smallest to biggest. Which is heavier? / the heaviest? Which one is lighter? / the lightest? Draw around them on paper and add legs / a head and horns to create 3 goats – count them!		Follow your children's interests and have fun! e.g. indoors: Role play Make something Play a board game	9am Joe Wicks or Cosmic Yoga Or Go Noodle	Can you master these skills? Wash hands with soap and water for 20 seconds Take shoes off Put shoes away Put shoes on Take coat off Pull sleeves the right way round Put coat away
Tuesday	model their answer too.	Phonicsbloom game: Match sounds (phase 1)	Turn the stones into goats! Either by painting or sticking bits of paper on.	Make some number cards up to 5 (or 10). Child to pick a card and select that many pegs (blades of yummy grass) to clip on a blanket (the field).	Read stories Make a den Make and play with playdough Outdoors: Look for creatures Paint the wall with water Splash in puddles Investigate windy weather Chalk on the floor	9am Joe Wicks or Cosmic Yoga Or Go Noodle	Make bed Put PJs under pillow Tidy toys on bed
Wednesday	Read your own version of 3 BGG (if you have one), if not – make it up! Talk about the setting (countryside with dry field / luscious field and a bridge) .	Phonicsbloom game: Whats behind the door (phase 1)	Draw a long river outside with chalk – what are you going to draw in the river? (troll / fish / plants etc)	The goats spot a ladybird in the lovely, lush field! Play TopMarks (EarlyYears) Ladybird spots games. 1-5, higher numbers if appropriate)		9am Joe Wicks or Cosmic Yoga Or Go Noodle	Put knives and forks on the table Put plate by the sink when finished eating Put toys away when finished with them
Thursday	Use an open box (cereal box with hole cut?) to create your own setting of lush green grass, dry	Make a f f f ferocious troll out of a toilet roll tube! Then take him to look for f objects	Draw 'f's in a tray of rice / salt / flour. Then your name.	Sing Pancake Manor count to 10 song on YouTube and count with fingers. Play TopMarks (EarlyYears) Underwater Treasure to see what's	Find pictures in the clouds	9am Joe Wicks or Cosmic Yoga Or Go Noodle	

	grass and a river with a bridge.	around your house.		going on in the Troll's river!	Make mud sculptures with mud and water		
Friday	Tell the story of The 3BGG using the setting in the box and the stone characters/toilet roll troll! 	Sing Nursery rhymes (you could do one of Mrs Ward's 10 Minute Rhyme Times on YouTube!)	Sing 'The Shapes Song' on YouTube. Adult to prepare a large frozen block of water with 'treasure' in it by filling a plastic takeaway box or similar with beads, little toys etc. Have fun making the ice melt and counting how much treasure you have / what shape the treasure is. 	Cut (some of!) the grass with scissors	9am Joe Wicks or Cosmic Yoga Or Go Noodle		

Thank you for the interest in phonic sounds (phonemes) this week. Here are the picture cards that we use to help the children remember the shape of each letter with the little phrase that we say with them. We really focus on saying each phoneme very carefully so that it's crisp, e.g. 'sssss' rather than 'suh', 'rrrr' rather than 'ruh' etc as this really helps when the children come to blend the sounds together to make words.

